

# ABDP DASHBOARD

For Online Monitoring



# Aspirational Block Development Programme (ABDP)

## A unique initiative of JK UT



### UT SCHEME

- A step towards equitable and inclusive development for ushering new era of development in the backward blocks of UT
- Conceived on the analogy of "Aspirational Districts Programme" of NITI Aayog, GoI.
- Rs One Crore Financial Assistance each to be provided on achievement of defined Ten Qualifying Criterion/ Indicators
- Programme approved by the Administrative Council of Jammu & Kashmir

### PRESENT STATUS

- 44 Aspirational Blocks selected, from 285 Blocks of UT of J&K, based on their backwardness on the basis of 21 indicators covering four major aspects of human development i.e., Poverty (3 indicators), Health & Nutrition (6 indicators), Education (7 indicators) & Basic Infrastructure (5 indicators)
- ABDP Dashboard developed for monitoring the progress of these 44 Aspirational Blocks on 61 Data Points - 49 Key Performance Indicators.
- Data being populated on ABDP Dashboard on monthly basis from March onwards and the base is 31st December, 2021/1st January, 2022. 44 Blocks are ranked on monthly basis.
- ABDP Plan of all the 44 Aspirational Blocks prepared and Benchmark Achievement Certificates submitted.
- Plan Approved and all Works/Activities under ABDP Plan uploaded on the BEAMS
- Funds released to concerned District Development Commissioners for their utilization in Aspirational Blocks.

# First Page of Website

The screenshot shows the homepage of the Planning Development & Monitoring Department website. The browser address bar displays "pdm.jk.gov.in". The header features the department's name in Hindi and English, along with the Government of Jammu and Kashmir logo and a slogan. Below the header, there is a "Home" link and a navigation menu. The main content area includes a photograph of two officials in a meeting, portraits of Sh. Manoj Sinha (Hon'ble Lt. Governor, J&K) and Dr. Raghav Langer, IAS (Administrative Secretary), and a section titled "Planning Development & Monitoring Department" with descriptive text. At the bottom, there are four grid-based image galleries for "e-Cendpium", "ABDP", "PMDP", and "OOMF".

Home - Planning Development & Monitoring Department

Not secure | pdm.jk.gov.in

गाम् और काश्मीर सरकार | GOVERNMENT OF JAMMU AND KASHMIR | حکومت جموں و کشمیر

योजना विकास और निगरानी विभाग  
PLANNING DEVELOPMENT & MONITORING DEPARTMENT  
محکمہ منصوبہ بندی ترقی و نگرانی

Home

JAMMU AND KASHMIR

Sh. Manoj Sinha  
Hon'ble Lt. Governor, J&K

Dr. Raghav Langer, IAS  
Administrative Secretary

### Planning Development & Monitoring Department

The Planning Development & Monitoring Department is interdisciplinary in nature and acts as a Nodal department to look after the implementation of developmental process in the Union Territory. The main objective of the Department is to carry out project appraisals, coordinate inter-departmental monitoring mechanism, liaison with MHA and PMO in respect of all the developmental issues and other central initiatives.

Planning Development & Monitoring Department monitors the major programmes like Prime Minister's Development Package (PMDP), Flagship /CSS schemes, Twenty Point Programme, Back to Village (B2V) and Public Outreach Programme. The Department also oversees the implementation of Externally Aided Projects implemented by Economic Reconstruction Agency (ERA).

The implementation and monitoring of Border Area Development Programme (BADP), formulation of Sustainable Development Goals and monitoring of its progress, Aspirational Districts Programme and Aspirational Blocks Programme etc. are also being looked after by PD&MD.

e-Cendpium  
e-Cendpium of Works

ABDP  
Aspirational Blocks Districts

PMDP  
Prime Minister's Development

OOMF  
Output Outcome Monitoring

# Log in & Password

The screenshot shows a web browser window with the URL [pdmd.jk.gov.in/abdp/identity/Account/Login](http://pdmd.jk.gov.in/abdp/identity/Account/Login). The page header includes the Government of Jammu and Kashmir logo and the text "योजना विकास और निगरानी विभाग" and "PLANNING DEVELOPMENT & MONITORING DEPARTMENT". A navigation bar contains "Home" and "Login" links. The main content area features a "Log in" heading and the instruction "Use a local account to log in." Below this are input fields for "Username" (containing "admin@abdp") and "Password" (masked with dots). There is a "Remember me?" checkbox and a blue "Log in" button. A "Forgot Password" link is located below the login button. The footer contains "Quick Links" and logos for "NIC" and "Digital India". At the bottom, it states: "This site is designed and hosted by National Informatics Centre, J&K UT Center, Ministry of Electronics and IT, Govt. of India."

# Status of Data Entered by the Nodal Officers

Home - Planning Development | - PlanningMonitoring | - PlanningMonitoring | +

pdmd.jk.gov.in/abdp/EntryReport

योजना विकास और निगरानी विभाग  
PLANNING DEVELOPMENT & MONITORING DEPARTMENT  
محکمہ منصوبہ بندی ترقی و نگرانی

Register User | Manage Account admin! | Logout

Home | Entry Report

### Last five months entry stats

District	Block	8-2022	7-2022	6-2022	5-2022	4-2022
Kupwara	MACHIL	0 / 61	61 / 61	61 / 61	61 / 61	61 / 61
Kupwara	KERAN	0 / 61	61 / 61	61 / 61	61 / 61	61 / 61
Baramulla	URI	0 / 61	61 / 61	61 / 61	61 / 61	61 / 61
Baramulla	SINGHPORA	0 / 61	61 / 61	61 / 61	61 / 61	61 / 61
Srinagar	KHANMOH	0 / 61	61 / 61	61 / 61	61 / 61	61 / 61
Srinagar	HARWAN	0 / 61	61 / 61	61 / 61	61 / 61	61 / 61
Badgam	PAKHERPORA	0 / 61	61 / 61	61 / 61	61 / 61	61 / 61
Badgam	SURSYAR	0 / 61	61 / 61	61 / 61	61 / 61	61 / 61
Pulwama	ACHGOOZA	0 / 61	61 / 61	61 / 61	61 / 61	61 / 61
Pulwama	ARIPAL	0 / 61	61 / 61	61 / 61	61 / 61	61 / 61
Anantnag	CHITTERGUL	0 / 61	61 / 61	61 / 61	61 / 61	61 / 61
Anantnag	LARNOO	0 / 61	61 / 61	61 / 61	61 / 61	0 / 61
Doda	CHILLI PINGAL	0 / 61	61 / 61	61 / 61	61 / 61	61 / 61
Doda	KASTIGARH	0 / 61	61 / 61	61 / 61	61 / 61	61 / 61
Udhampur	DUDU BASANT GARH	0 / 61	61 / 61	61 / 61	61 / 61	61 / 61
Udhampur	MOUNGRI	0 / 61	61 / 61	61 / 61	61 / 61	61 / 61
Kathua	DUGGAN	0 / 61	61 / 61	61 / 61	61 / 61	61 / 61

# ABDP Dashboard- Front Page

(Having Provision of selection of Year and Month)



सत्यमेव जयते

योजना विकास और निगरानी विभाग

PLANNING DEVELOPMENT & MONITORING DEPARTMENT

محکمہ منصوبہ بندی ترقی و نگرانی



एक कदम स्वच्छता की ओर

Home

Login



2022



May



Composite Score  
May 2022



Agriculture & Allied



Health & Nutrition



Education



Basic Infrastructure



# ABDP- Composite Score and Theme-wise Scores

(Best and Worst Three ABDP performing Blocks)

2022



May



Composite Score  
May 2022

54.8<sup>↑</sup>  
KHANMOH

53.2<sup>↑</sup>  
PARGWAL

52.6<sup>↑</sup>  
SAMWAN

32.1<sup>↓</sup>  
MOUNGRI

29.9<sup>↓</sup>  
GUNDI DHARAM

29.3<sup>↓</sup>  
ARIN



Agriculture & Allied

13.0 / 20<sup>↑</sup>  
LARNOO

11.7 / 20<sup>↑</sup>  
CHITTERGUL

9.3 / 20<sup>↑</sup>  
KELLER

3.8 / 20<sup>↓</sup>  
CHASANA

3.7 / 20<sup>↓</sup>  
JIJ BAGLI

3.7 / 20<sup>↓</sup>  
MOUNGRI



Health & Nutrition

20.8 / 30<sup>↑</sup>  
KHANMOH

17.9 / 30<sup>↑</sup>  
SAMWAN

17.8 / 30<sup>↑</sup>  
HARWAN

5.7 / 30<sup>↓</sup>  
MOUNGRI

5.1 / 30<sup>↓</sup>  
MANZGAM

3.5 / 30<sup>↓</sup>  
GUNDI DHARAM



Education

14.5 / 20<sup>↑</sup>  
KASTIGARH

13.5 / 20<sup>↑</sup>  
RAJPURA

13.3 / 20<sup>↑</sup>  
RAMNAGRI

7.5 / 20<sup>↓</sup>  
CHITTERGUL

0.0 / 20<sup>↓</sup>  
GUND

0.0 / 20<sup>↓</sup>  
LAR



Basic Infrastructure

16.2 / 30<sup>↑</sup>  
KHANMOH

16.2 / 30<sup>↑</sup>  
MANZGAM

15.9 / 30<sup>↑</sup>  
HARWAN

6.7 / 30<sup>↓</sup>  
ARIN

6.7 / 30<sup>↓</sup>  
MARWAH

5.2 / 30<sup>↓</sup>  
WARWAN

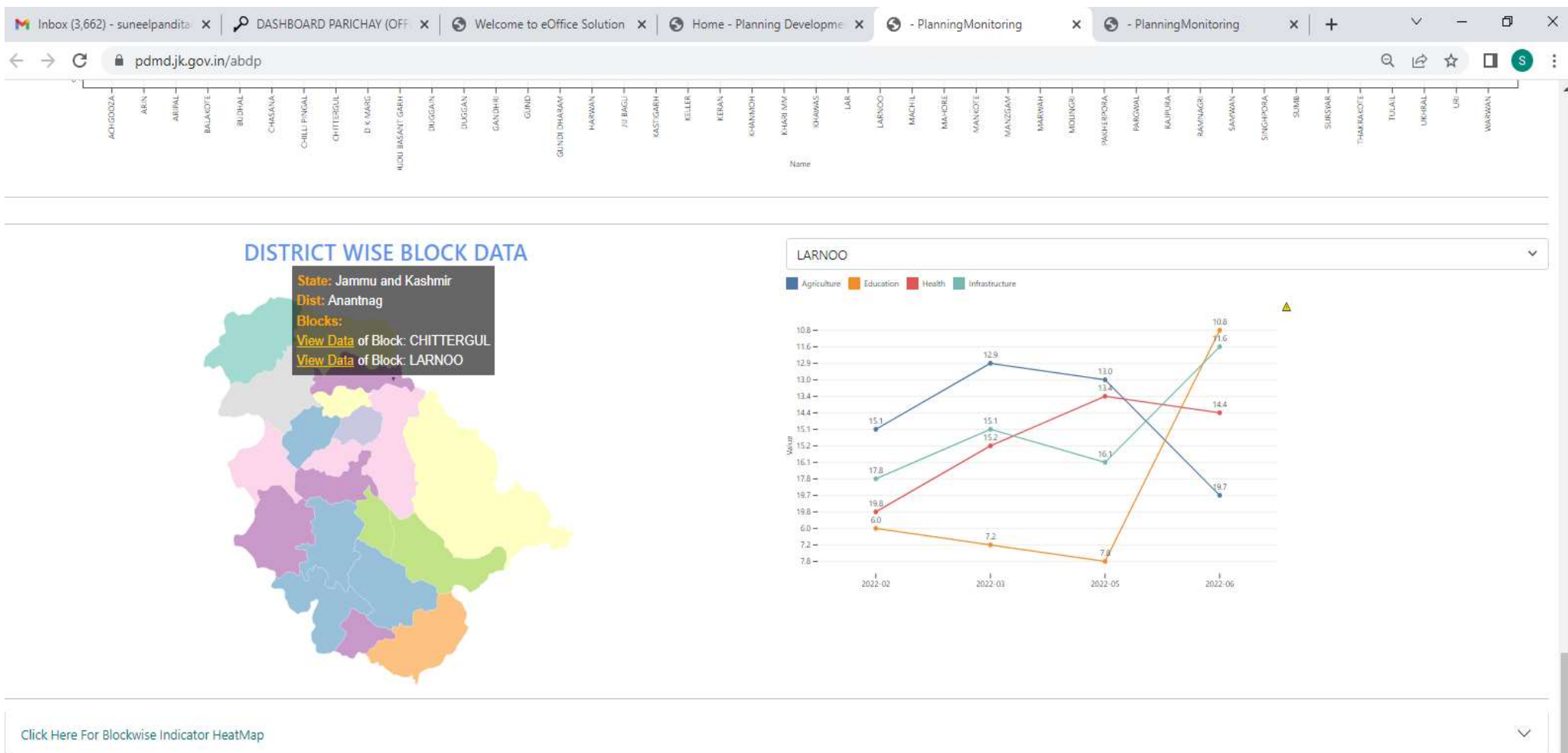
# ABDP- Theme-wise Composite Scores

## (Theme-wise Composite Scores of All Aspirational Blocks)



# ABDP- Theme-wise Trend of Data


(Theme-wise Trend of Data over various months of the Aspirational Block Selected)




# Data Point Scores of the Selected Block

(Over the period)

जम्मू और कश्मीर सरकार | GOVERNMENT OF JAMMU AND KASHMIR | حکومت جموں و کشمیر


**योजना विकास और निगरानी विभाग**  
**PLANNING DEVELOPMENT & MONITORING DEPARTMENT**  
 محکمہ منصوبہ بندی ترقي و نگرانی


 एक कदम लक्ष्य की ओर

Home Login

2022 | June | Theme | Anantnag | LARNOO

PDF Excel Search:

Block	Theme	Indicator	Indicator Value T(Current Month)	Indicator Value T-1	Indicator Value T-2
LARNOO	Agriculture & Allied	Percentage of Households mainly engaged in Agriculture activities in the Block	95.64	95.64	-
LARNOO	Agriculture & Allied	Percentage of Net Sown Area under Micro Irrigation in the Block	111350.00	162.08	-
LARNOO	Agriculture & Allied	Percentage of Soil Health Cards Issued in the Block	189.53	100.00	-
LARNOO	Agriculture & Allied	Percentage of farmers provided Kissan Credit Cards (KCC) in the Block	952.31	0.04	-
LARNOO	Agriculture & Allied	Percentage coverage of Cattle vaccinated in the Block	2000.00	800.00	-
LARNOO	Agriculture & Allied	Percentage coverage of Cattle artificially inseminated in the Block	220.39	20.00	-
LARNOO	Health & Nutrition	Percentage of Sub-Centres having Govt Buildings in the Block	353.66	96.03	-
LARNOO	Health & Nutrition	Percentage of Households provided subsidized/ Free Ration under NFSA in the Block	0.00	0.00	-
LARNOO	Health & Nutrition	Percentage of wasted children under 5 years of age in the Block (Weight for Height)	100.00	100.00	-



Thanks

